

# Switchjack

## INSTALLATION GUIDE

www.fishman.com

# FISHMAN

Installation of this product is a simple procedure, but we recommend this job only if you are an experienced repair technician.

The Switchjack is an easy to install TRS stereo jack with an additional "4th pin" terminal for battery switching (figure 1). It is manufactured exclusively for Fishman by Switchcraft Inc.

The switch terminal on the Switchjack is typically connected to the negative battery wire of an active pickup system. When you insert a plug, the negative battery wire connects to ground via the sleeve, and the system switches on.

### Preliminary

To gain better access to the Tip, Ring and Switch terminals, gently bend back the Strain Relief/Sleeve tab before soldering (figure 2).

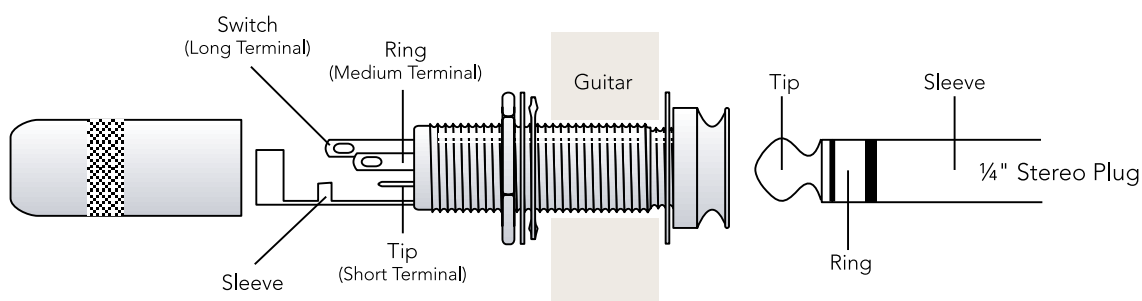


Figure 1. Tip, ring, sleeve and switch terminals

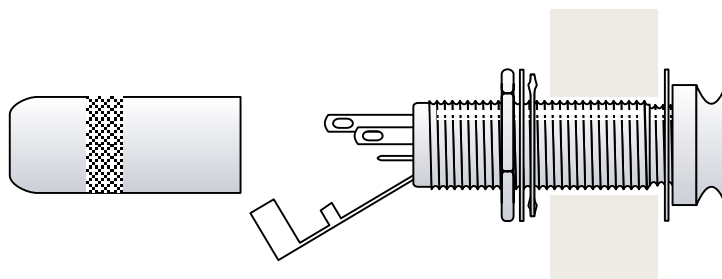


Figure 2. Bend back strain relief

### Installation

1. Remove the endpin and enlarge the hole to  $\frac{15}{32}$ ".
2. Follow this sequence when you install the endpin jack (figure 3):

1. Large backing nut
2. Large backing washer
3. Star washer
4. Guitar endblock
5. Small dress washer
6. Small dress nut
7. Strap nut

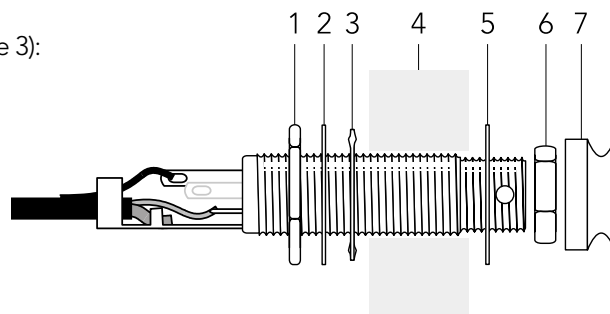


Figure 3. Installation sequence

## Installation (continued)

3. Adjust the backing nut so the larger threads are about  $\frac{1}{16}$ " shy of the outside of the endblock (figure 4).

4. Thread the dress washer and dress nut, then insert a  $\frac{3}{32}$ " (2.3 mm) or smaller diameter shaft through the small cross-drilled holes. Tighten the nut with a  $\frac{1}{2}$ " open end wrench while you hold the jack in place with the shaft.

5. Fasten the strap nut.

Note: When properly installed, the end of the jack will be slightly proud of the strap nut, so when a plug is inserted, it will snap securely in place (figure 4).

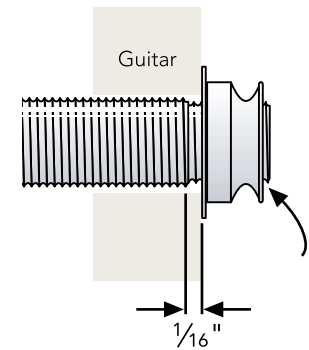
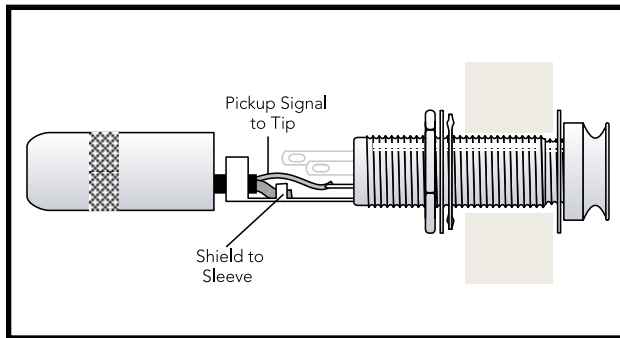


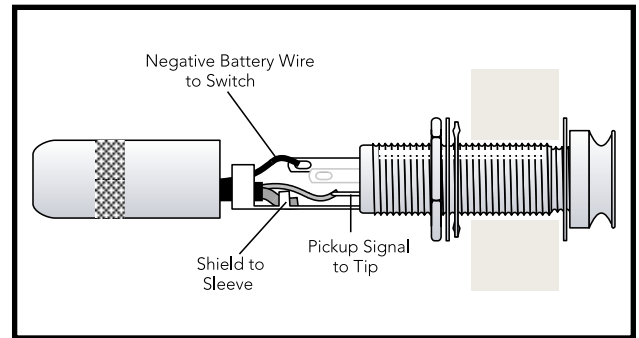
Figure 4. End of jack is proud, large threads are shy

## Wiring Options

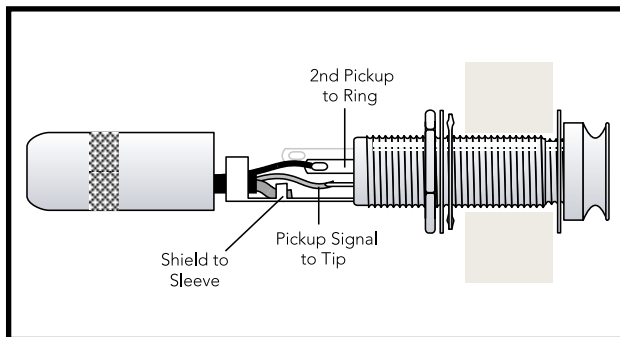
### Passive pickup



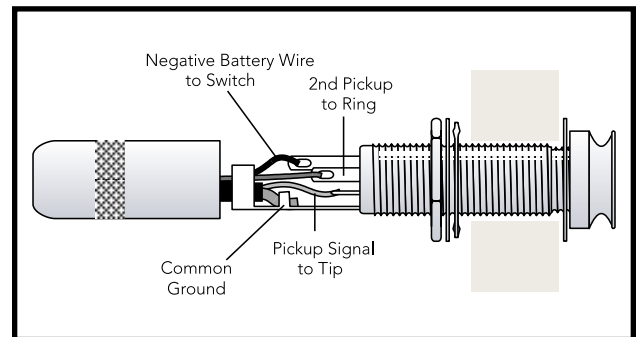
### Active pickup



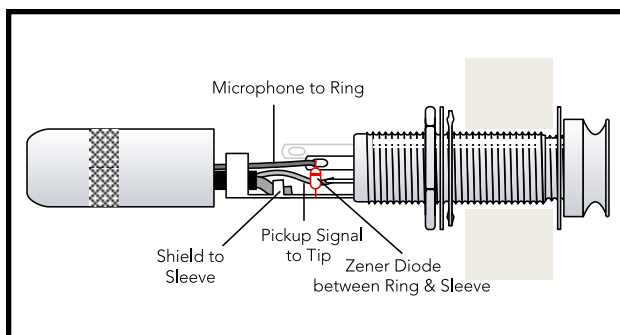
### Two passive pickups, stereo



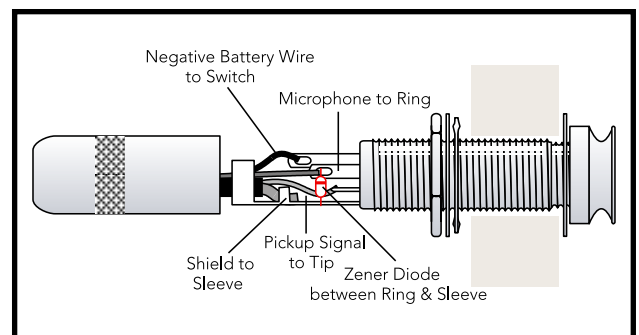
### Active + passive pickup, stereo



### Passive pickup + mini-mic, stereo



### Active pickup + mini mic, stereo



# FISHMAN

www.fishman.com

009-074-002 Rev B 4-07